



Digital Portfolio

Sample Lesson for Foundations of Instructional
Technology

Overview of Lesson



- Digital Portfolio
- A portfolio is a requirement of the Instructional Technology & Leadership doctorate
- Integrate a lesson into the GDIT 705 Foundations of Instructional Technology
 - For the purpose of this lesson, this lesson will assume this course is held online

Objectives

- Introduce students to the portfolio requirement
- Provide an explanation of traditional and digital portfolios
- Give students an understanding of Weebly as an online portfolio
- Provide students with synchronous and asynchronous learning opportunities



Lesson Plan



- Introduction & Overview of Digital Portfolios (6:00 - 6:20)
 - Introduction to week's topic
 - Overview of traditional and digital portfolios
- Planning & Organizing your Digital Portfolio (6:20 - 7:00)
 - Information Architecture
 - Organizing Materials
 - Digital portfolio examples
- Break (7:00 - 7:15)
- Weebly Demonstration (7:15 - 8:30)
 - Sign-up for a Weebly Account
 - Demonstration of the basic Weebly functions
 - Elements
 - Design
 - Pages
 - Settings

Blackboard




- Faculty Contacts: contains faculty contact information
- Course Information: contains that week's lessons plan
- Course Documents: contains the lesson handout, PowerPoint and the two reading assignments which would be due prior to this week's lesson
- Projects: includes the digital portfolio project handout
- Discussion Board: the Digital Portfolio thread includes two threads
- Web Resources: link to digital portfolio research & links to Weebly tutorials
- Faculty Documents: includes my rationale & project PowerPoint presentation

PowerPoint




Doug Strahler

- Portfolio > Student Work

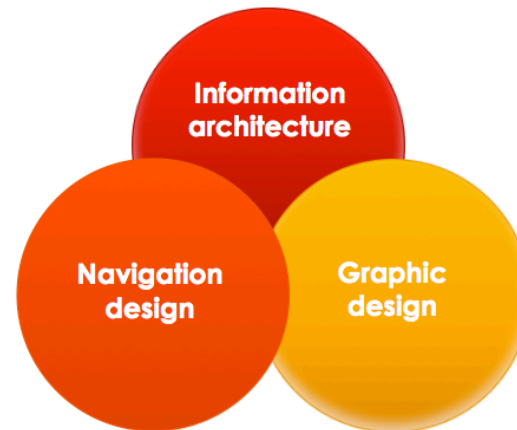


Graphic Design: Magazine Design
STUDENTS' WORK



Graphic Design: Poster Design
STUDENTS' WORK

Three Types of Design



*taken from "The Design of Sites, Second Edition" by Van Duvne, Landay, & Hong

Clark & Mayer Design Principles



- Multimedia
- Modality
- Segmenting
- Pretraining
- Collaboration

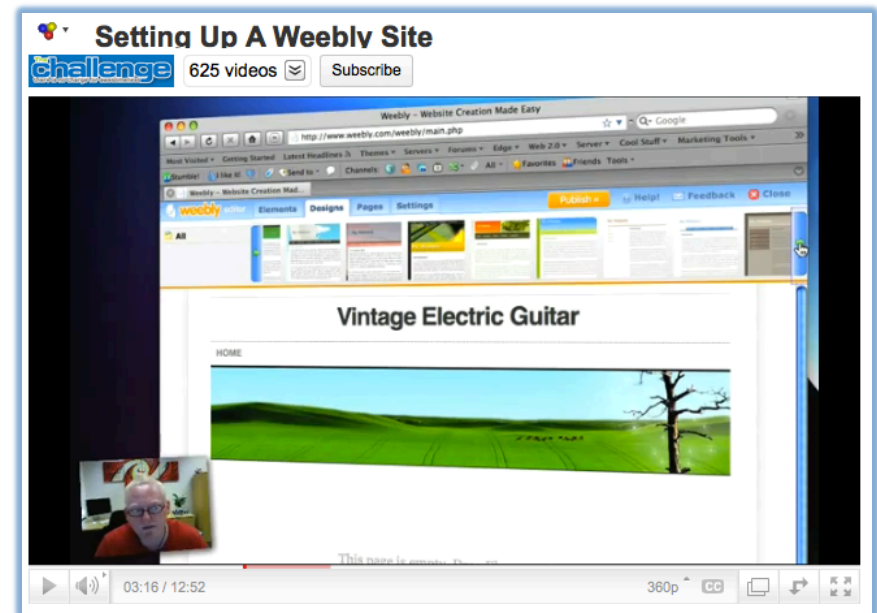
Multimedia Principle

- Use Words and Graphics Rather Than Words Alone
- PowerPoint demonstrates key concepts with text and graphics
- No decorative graphics



Modality Principle

- Present Words as Audio Narration, Rather Than On-Screen Text
- Weebly Demonstration & Tutorial Videos



Segmenting Principle



- Lesson Plan
 - Introduction
 - Organization & Planning
 - Weebly Demonstration
- Weebly
 - Elements
 - Design
 - Pages
 - Settings

Pretraining Principle

- Introduction to key portfolio vocabulary and concepts
- All done during the first half of class
- Allows students to focus on learning Weebly and applying concepts later









Collaboration




FALL 2010 COURSEWARE DESIGN - STUDENT SITE (ED-GDIT-705-55-HEO-201110) > DISCUSSION BOARD > COURSE DISCUSSIONS: DIGITAL PORTFOLIO

Course Discussions: Digital Portfolio

 Thread  Remove  Collect  Mark Read  Mark Unread

	Date	Thread
<input type="checkbox"/>	12/4/10 9:04 PM	Website
<input type="checkbox"/>	12/4/10 9:02 PM	PowerPoint

 Select All | Items Per Page 25 **Display** Published

Questions?

